



CITY OF SOMERVILLE

HISTORIC PRESERVATION COMMISSION

APPLICATION for CERTIFICATE for
HISTORIC DISTRICT PROPERTY

FOR OFFICE USE ONLY

Application number: 12.055

Received: 5/14/12 by: KPC

App. Accepted:

Hearing date:

App. Returned:

TYPE OF CERTIFICATE REQUESTED:	APPROPRIATENESS:	NON-APPLICABILITY:	HARDSHIP:
PROPERTY LOCATION: 47 Columbus ave			WARD:
OWNER: Domonique STASSART			TEL (DAY):
OWNER'S ADDRESS: 47 Columbus ave Somerville, Ma 02143			TEL (EVE):
APPLICANT (IF NOT OWNER): Daniel Pedersen			E-MAIL:
APPLICANT'S ADDRESS: 8 LLOYD RD Tewksbury, Ma 01876			TEL (DAY): 617-201-0794
			E-MAIL: Dwayno19@gmail.com
IS APPLICANT:	OWNER:	CONTRACTOR: <input checked="" type="checkbox"/>	ARCHITECT:
			OTHER:

ZONING: A proposed increase in square footage, height, or enclosed space, including garages, or a change in use or occupancy may require a ZONING VARIANCE. If a ZONING VARIANCE is required, the Historic Preservation Commission will hold hearings in a parallel process to hearings before the Zoning Board of Appeals. Certification is hereby made that a hearing by the Zoning Board of Appeals is scheduled for, or was held on (INSERT DATE HERE):

Applicant's Signature:

WORK INCLUDES: check all that apply

Addition:	New Windows: <input checked="" type="checkbox"/>	New Siding:	Repair Porch:	Roofing:
Demolition:	Repair windows:	Repair Siding:	New Skylights:	Chimney:
Fence:	Landscaping:	Sign:	Foundation:	Other:

BRIEF DESCRIPTION OF WORK

Replace existing VINYL windows with new VINYL windows.
the seals were broken & the locks were not fixable on the existing VINYL windows.

OHCD RECEIVED STAMP:

DOCUMENTATION ATTACHED: Complete Documentation of your application is required. The Applicant must supply scale drawings, photographs of existing conditions, and other supporting information.

APPLICATIONS WITH INSUFFICIENT DOCUMENTATION WILL NOT BE REVIEWED

Photographs:	Materials samples:	Manufacturer's literature:	Drawings:	Site or Plot Plan:
Other:				

2012 MAY 14 PM 3:20
RECEIVED
S.C.D. AND
PLANNING DEPT.

SIGNATURES:

OWNER:	DATE:
APPLICANT:	DATE: 5-14-12

If Owner is a Condominium or Cooperative Association, an authorized Trustee must sign



HARVEY
BUILDING PRODUCTS

47 Columbus Ave

Harvey Industries, Inc.
1400 Main Street, Waltham, MA 02451-1689
(781) 899-3500 harveybp.com

Manufacturing
QUOTATION

QUOTE EXPIRES

3/24/2013

BILL TO:

S & H CONSTRUCTION
26 NEW ST FL 2
CAMBRIDGE, MA 02138-1223

Phone: (617)876-8286 Fax: (617)864-1850

SHIP TO:

S & H CONSTRUCTION
26 NEW ST FL 2

CAMBRIDGE MA 02138-1223
Phone: Fax:

Waltham
19 Athletic Field Road
WALTHAM, MA 02451-1461
Phone: (781) 899-2880 Fax: (781) 899-7307



QUOTE NBR	CUST NBR	CUSTOMER PO	DATE CREATED	DATE ORDERED	ORDER TYPE
3204900	1028080 - 0		3/12/2012	Quote Not Ordered	Charge
ORDERED BY	STATUS	SHIP VIA	DELIVERY AREA		
DAN	PendingOrderAck	Whse Pickup	WALTHAM WAREHOUSE		
CLERK			JOB NAME		
ers2 - Emily Saltzberg			CLASSICS		

LINE /	DESCRIPTION	QTY	UNIT PRICE	EXTENDED
10000-1	Product: Classic DH Double Hung , Unit Size 19 x 72.75 Screen: Half Screen, Fiberglass Mesh Hardware: Single , Night Latch Glass: Double Glazed, Low E, Argon Filled Performance Ratings: Energy Star Unit Type: U-Factor = 0.3, SHGC = 0.3, VT = 0.55, AL -, Replacement, Fully Welded Color: White, Painted Exterior Only, Black Frames: Sill rise extender = No	8	\$296.40	\$2,371.20

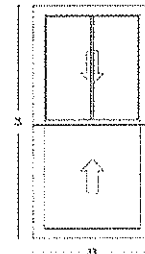


Room Location: None Assigned

Pricing Details

Paint Add Exterior Surface	\$95.00
Lower Glass Low-E Argon Add-On	\$17.00
Upper Glass Low-E Argon Add-On	\$17.00
Classic Fully Welded DH Base Charge	\$167.40

LINE /	DESCRIPTION	QTY	UNIT PRICE	EXTENDED
11000-1	Product: Classic DH Double Hung , Unit Size 33 x 64 Screen: Half Screen, Fiberglass Mesh Hardware: Double Locks, Night Latch Glass: Double Glazed, Low E, Argon Filled Performance Ratings: Energy Star Unit Type: U-Factor = 0.3, SHGC = 0.27, VT = 0.49, AL -, Replacement, Fully Welded Color: White, Painted Exterior Only, Black Frames: Sill rise extender = No Grilles: Unit 1 Bottom: None Unit 1 Top: Contour In-Glass, Colonial, Painted One Side, Grille Painted Location = Exterior, Black , 2WIH	8	\$325.40	\$2,603.20



Room Location: None Assigned


Pricing Details

Upper Glass Grid Add-On	\$19.00
Paint Add Exterior Surface	\$95.00
Upper Glass Painted GBG Charge	\$10.00
Lower Glass Low-E Argon Add-On	\$17.00

QUOTE NBR	CUST NBR	CUSTOMER PO	DATE CREATED	DATE ORDERED	ORDER TYPE
3204900	1028080 - 0		3/12/2012	Quote Not Ordered	Charge
ORDERED BY	STATUS	SHIP VIA	DELIVERY AREA		
DAN	PendingOrderAck	Whse Pickup	WALTHAM WAREHOUSE		
CLERK			JOB NAME		
ers2 -Emily Saltzberg			CLASSICS		

Upper Glass Low-E Argon Add-On \$17.00
Classic Fully Welded DH Base Charge \$167.40

LINE /	DESCRIPTION	QTY	UNIT PRICE	EXTENDED
12000-1	Product: Classic DH Double Hung , Unit Size 33.5 x 68.75 Screen: Half Screen, Fiberglass Mesh Hardware: Double Locks, Night Latch Glass: Double Glazed, Low E, Argon Filled Performance Ratings: Energy Star Unit Type: U-Factor = 0.3, SHGC = 0.27, VT = 0.49, AL -, Replacement, Fully Welded Color: White, Painted Exterior Only, Black Frames: Sill rise extender = No Grilles: Unit 1 Bottom: None Unit 1 Top: Contour In-Glass, Colonial, Painted One Side, Grille Painted Location = Exterior, Black , 2W1H	1	\$342.40	\$342.40



Room Location: None Assigned

Pricing Details

Oversize Add On \$5.50
Upper Glass Grid Add-On \$19.00
Paint Add Exterior Surface \$95.00
Upper Glass Painted GBG Charge \$10.00
Lower Glass Low-E Argon Add-On \$20.75
Upper Glass Low-E Argon Add-On \$20.75
Over Size Painted Add-On \$4.00
Classic Fully Welded DH Base Charge \$167.40

LINE /	DESCRIPTION	QTY	UNIT PRICE	EXTENDED
13000-1	Product: Classic DH Double Hung , Unit Size 30 x 65 Screen: Half Screen, Fiberglass Mesh Hardware: Double Locks, Night Latch Glass: Double Glazed, Low E, Argon Filled Performance Ratings: Energy Star Unit Type: U-Factor = 0.3, SHGC = 0.27, VT = 0.49, AL -, Replacement, Fully Welded Color: White, Painted Exterior Only, Black Frames: Sill rise extender = No Grilles: Unit 1 Bottom: None Unit 1 Top: Contour In-Glass, Colonial, Painted One Side, Grille Painted Location = Exterior, Black , 2W1H	3	\$325.40	\$976.20




Room Location: None Assigned

Pricing Details

Upper Glass Grid Add-On \$19.00
Paint Add Exterior Surface \$95.00
Upper Glass Painted GBG Charge \$10.00
Lower Glass Low-E Argon Add-On \$17.00
Upper Glass Low-E Argon Add-On \$17.00
Classic Fully Welded DH Base Charge \$167.40

QUOTE NBR	CUST NBR	CUSTOMER PO	DATE CREATED	DATE ORDERED	ORDER TYPE
3204900	1028080 - 0		3/12/2012	Quote Not Ordered	Charge
ORDERED BY	STATUS	SHIP VIA	DELIVERY AREA		
DAN	PendingOrderAck	Whse Pickup	WALTHAM WAREHOUSE		
CLERK			JOB NAME		
ers2 - Emily Saltzberg			CLASSICS		

LINE /	DESCRIPTION	QTY	UNIT PRICE	EXTENDED
14000-1	Product: Classic DH Double Hung , Unit Size 33.25 x 68.25 Screen: Half Screen, Fiberglass Mesh Hardware: Double Locks, Night Latch Glass: Double Glazed, Low E, Argon Filled Performance Ratings: Energy Star Unit Type: U-Factor = 0.3, SHGC = 0.27, VT = 0.49, AL -, Replacement, Fully Welded Color: White, Painted Exterior Only, Black Frames: Sill rise extender = No Grilles: Unit 1 Bottom: None Unit 1 Top: Contour In-Glass, Colonial, Painted One Side, Grille Painted Location = Exterior, Black , 2W1H	2	\$342.40	\$684.80




Room Location: None Assigned

Pricing Details

Oversize Add On	\$5.50
Upper Glass Grid Add-On	\$19.00
Paint Add Exterior Surface	\$95.00
Upper Glass Painted GBG Charge	\$10.00
Lower Glass Low-E Argon Add-On	\$20.75
Upper Glass Low-E Argon Add-On	\$20.75
Over Size Painted Add-On	\$4.00
Classic Fully Welded DH Base Charge	\$167.40

LINE /	DESCRIPTION	QTY	UNIT PRICE	EXTENDED
15000-1	Product: Classic DH Double Hung , Unit Size 23.25 x 40.5 Screen: Half Screen, Fiberglass Mesh Hardware: Single , Night Latch Glass: Double Glazed, Low E, Argon Filled Performance Ratings: Energy Star Unit Type: U-Factor = 0.3, SHGC = 0.3, VT = 0.55, AL -, Replacement, Fully Welded Color: White, Painted Exterior Only, Black Frames: Sill rise extender = No	1	\$296.40	\$296.40




Room Location: None Assigned

Pricing Details

Paint Add Exterior Surface	\$95.00
Lower Glass Low-E Argon Add-On	\$17.00
Upper Glass Low-E Argon Add-On	\$17.00
Classic Fully Welded DH Base Charge	\$167.40

QUOTE NBR	CUST NBR	CUSTOMER PO	DATE CREATED	DATE ORDERED	ORDER TYPE
3204900	1028080 - 0		3/12/2012	Quote Not Ordered	Charge
ORDERED BY	STATUS	SHIP VIA	DELIVERY AREA		
DAN	PendingOrderAck	Whse Pickup	WALTHAM WAREHOUSE		
CLERK			JOB NAME		
ers2 - Emily Saltzberg			CLASSICS		

LINE #	DESCRIPTION	QTY	UNIT PRICE	EXTENDED
16000-1	Product: Classic DH Double Hung , Unit Size 19.25 x 64.5 Screen: Half Screen, Fiberglass Mesh Hardware: Single , Night Latch Glass: Double Glazed, Low E, Argon Filled Performance Ratings: Energy Star Unit Type: U-Factor = 0.3, SHGC = 0.3, VT = 0.55, AL -, Replacement, Fully Welded Color: White, Painted Exterior Only, Black Frames: Sill rise extender = No	8	\$296.40	\$2,371.20



Room Location: None Assigned

Pricing Details

Paint Add Exterior Surface	\$95.00
Lower Glass Low-E Argon Add-On	\$17.00
Upper Glass Low-E Argon Add-On	\$17.00
Classic Fully Welded DH Base Charge	\$167.40

LINE #	DESCRIPTION	QTY	UNIT PRICE	EXTENDED
17000-1	Product: Classic DH Double Hung , Unit Size 30.25 x 64.5 Screen: Half Screen, Fiberglass Mesh Hardware: Double Locks, Night Latch Glass: Double Glazed, Low E, Argon Filled Performance Ratings: Energy Star Unit Type: U-Factor = 0.3, SHGC = 0.3, VT = 0.55, AL -, Replacement, Fully Welded Color: White, Painted Exterior Only, Black Frames: Sill rise extender = No	3	\$296.40	\$889.20




Room Location: None Assigned

Pricing Details

Paint Add Exterior Surface	\$95.00
Lower Glass Low-E Argon Add-On	\$17.00
Upper Glass Low-E Argon Add-On	\$17.00
Classic Fully Welded DH Base Charge	\$167.40

LINE #	DESCRIPTION	QTY	UNIT PRICE	EXTENDED
18000-1	Product: Classic DH Double Hung , Unit Size 21.25 x 43.5 Screen: Half Screen, Fiberglass Mesh Hardware: Single , Night Latch Glass: Double Glazed, Low E, Argon Filled Performance Ratings: Energy Star Unit Type: U-Factor = 0.3, SHGC = 0.3, VT = 0.55, AL -, Replacement, Fully Welded Color: White, Painted Exterior Only, Black Frames: Sill rise extender = No	1	\$296.40	\$296.40



Room Location: None Assigned

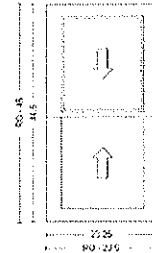
Pricing Details

Paint Add Exterior Surface	\$95.00
Lower Glass Low-E Argon Add-On	\$17.00
Upper Glass Low-E Argon Add-On	\$17.00

QUOTE NBR	CUST NBR	CUSTOMER PO	DATE CREATED	DATE ORDERED	ORDER TYPE
3204900	1028080 - 0		3/12/2012	Quote Not Ordered	Charge
ORDERED BY	STATUS	SHIP VIA	DELIVERY AREA		
DAN	PendingOrderAck	Whse Pickup	WALTHAM WAREHOUSE		
CLERK			JOB NAME		
ers2 - Emily Saltzberg			CLASSICS		

Classic Fully Welded DH Base Charge \$167.40

LINE #	DESCRIPTION	QTY	UNIT PRICE	EXTENDED
19000-1	Product: Classic DH Double Hung , Unit Size 23.25 x 44.5 Screen: Half Screen, Fiberglass Mesh Hardware: Single , Night Latch Glass: Double Glazed, Low E, Argon Filled Performance Ratings: Energy Star Unit Type: U-Factor = 0.3, SHGC = 0.3, VT = 0.55, AL -, Replacement, Fully Welded Color: White, Painted Exterior Only, Black Frames: Sill rise extender = No	1	\$296.40	\$296.40



Room Location: None Assigned

Pricing Details

Paint Add Exterior Surface	\$95.00
Lower Glass Low-E Argon Add-On	\$17.00
Upper Glass Low-E Argon Add-On	\$17.00
Classic Fully Welded DH Base Charge	\$167.40

Set up charge for painted orders \$200.00

****Note: Delivery charges may apply and are not included on this quote.**

This quotation is based on our interpretation of the information provided. All quantities, sizes, extensions, grand totals, and specifications should be verified by the contractor prior to his/her bidding or ordering of materials. Harvey Industries, Inc., is responsible only for the items as quoted above. Any changes or addendums will be subject to a requote. We propose to supply the materials as described above, subject to the terms and conditions as required by our credit department. The prices are guaranteed for 90 days from the date of the quotation. Delivery charges may apply and are not reflected on this quote. We appreciate the opportunity to quote this job. If you have any questions, please call your local warehouse.

SUBTOTAL:	\$11,327.40
TAX:	\$707.96
ORDER TOTAL:	\$12,035.36

CUSTOMER SIGNATURE _____ DATE _____